



# West Tamar Council 2000 election report

## Table of contents

- Local Government Elections in Tasmania
- Report on the 2000 West Tamar Council Election
- List of Councillors following the 2000 elections
- Councillor results
- Mayor & Deputy Mayor results

## Local Government Elections in Tasmania

Every second (even) year elections are held in all 29 councils for the positions of mayor and deputy mayor and half the councillor positions. Where required, by-elections are held concurrently for vacancies that have occurred since the last elections.

The Tasmanian Electoral Office (TEO) supervises the conduct of elections in accordance with the *Local Government Act 1993*. Elections by postal ballot have been held in 1994, 1996, 1999 (deferred from 1998) and 2000, with the next elections due in October 2002.

Following recent changes to the Act, mayors and deputy mayors were elected directly by the electors in each municipal area for the first time in 2000.

Candidate information booklets and complete election results for the state are available from the TEO and are posted on the TEO website [www.electoral.tas.gov.au](http://www.electoral.tas.gov.au).

### 2000 Election timetable

Notice of election published	Saturday 16 September
Electoral rolls closed	6 pm Thursday 21 September
Nomination period	25 September— 12 noon on 4 October
Nominations closed	12 noon Wednesday 4 October
Nominations announced & draw for ballot paper positions	12 noon Thursday 5 October
Ballot material delivered to electors	17–20 October
Polling period	17–31 October
Close of poll	10 am Tuesday 31 October

### Casual vacancies

Casual vacancies are filled by recount where possible, unless the vacancy occurs within 6 months of a forthcoming election. Only unelected candidates from the relevant election may contest a recount. A candidate elected at a recount serves until the next council election. If a recount is not possible, a by-election is held—with the candidate elected to serve for the remainder of the term of office of the original councillor.

### Electoral polls

A council may hold an elector poll on any issue it determines. It may also be required to hold an elector poll following petitions from electors in accordance with Part 6 of the Act. A council is not bound by the result of an elector poll.

### Electoral system

Voting in Tasmanian local government elections is not compulsory.

Elections for councillor positions are conducted using a system modelled on the Hare-Clark method of proportional representation used in Tasmanian House of Assembly elections.

Mayoral and deputy mayoral elections use a preferential system similar to that used for Tasmanian Legislative Council and Federal House of Representatives elections.

# Report on the 2000 West Tamar Council Election

Elections were held for the positions of Mayor and Deputy Mayor for 2 year terms, 4 Councillors for 4 year terms and one by-election for a Councillor for a 2 year term.

14243 West Tamar electors were enrolled for the 2000 elections, comprising 13979 (98.14%) from the State House of Assembly roll and 264 (1.85%) from the General Manager's roll.

53.03% of West Tamar electors returned their ballot papers in comparison with 57.78% statewide.

## Candidates at the 2000 elections

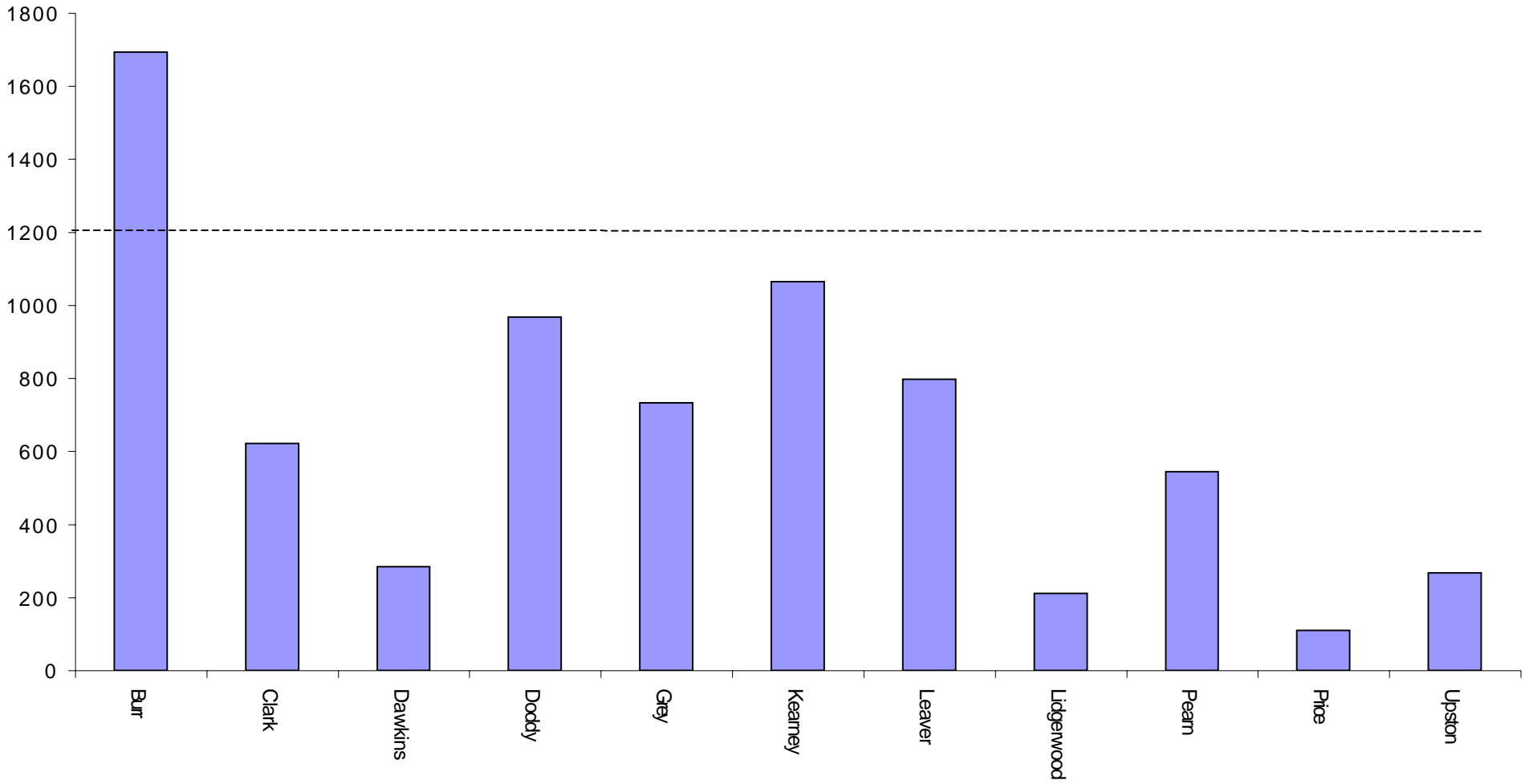
<b>Mayor</b>		<b>Councillors</b>	
BURR, Max*	Legana	★ BURR, Max*	Legana
★ EASTHER, Barry Maxwell	Sidmouth	CLARK, John B*	Newstead
		DAWKINS, Kerry	Riverside
		★ DODDY, Peter*	Trevallyn
		★ GREY, Christine	Exeter
		★ KEARNEY, Peter*	Exeter
<b>Deputy Mayor</b>		★ LEAVER, Laurie	Riverside
★ KEARNEY, Peter*	Exeter	LIDGERWOOD, Geoffrey Horace	Riverside
PEARN, Richard	Underwood	PEARN, Richard	Underwood
ROACH, Trevor William	Rosevears	PRICE, Mark	Riverside
		UPSTON, Malcolm	Legana

★ denotes elected candidate  
\* denotes seeking re-election

## West Tamar Councillors following the 2000 elections

<b>Mayor</b>	<b>9 Councillors</b>	
<i>term ends 2002</i>	<i>term ends 2004</i>	<i>term ends 2002</i>
EASTHER Barry Maxwell	BURR Max	BEAMS Steve
	KEARNEY Peter	ROACH Trevor William
<b>Deputy Mayor</b>	DODDY Peter	EASTHER Barry Maxwell
<i>term ends 2002</i>	LEAVER Laurie	THORNLEY Ted
KEARNEY Peter		GREY Christine

### West Tamar Council - 2000 Councillor first preferences



### Councillor distribution of preferences

#### West Tamar Council

Polling closed at 10 am Tuesday 31 October 2000

Number to be elected : 5

Returning Officer : Mr Stephen Ferris

Electors enrolled : 14 243

Declarations returned : 7 553

Response 53.03%

Declarations rejected : 154

Declarations admitted : 7 399

Rejection rate : 2.03%

Ballot paper adjustment : 3

Total ballot papers : 7 396

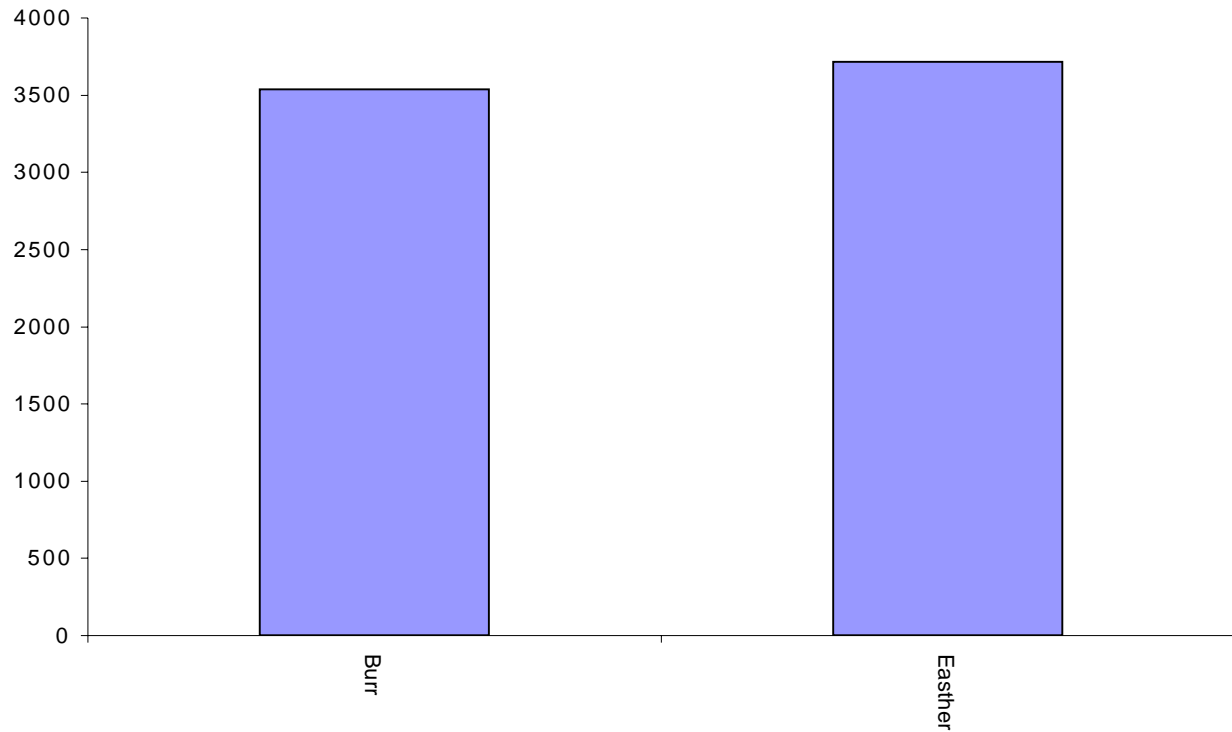
Formal votes : 7 290

Informal ballot papers : 106

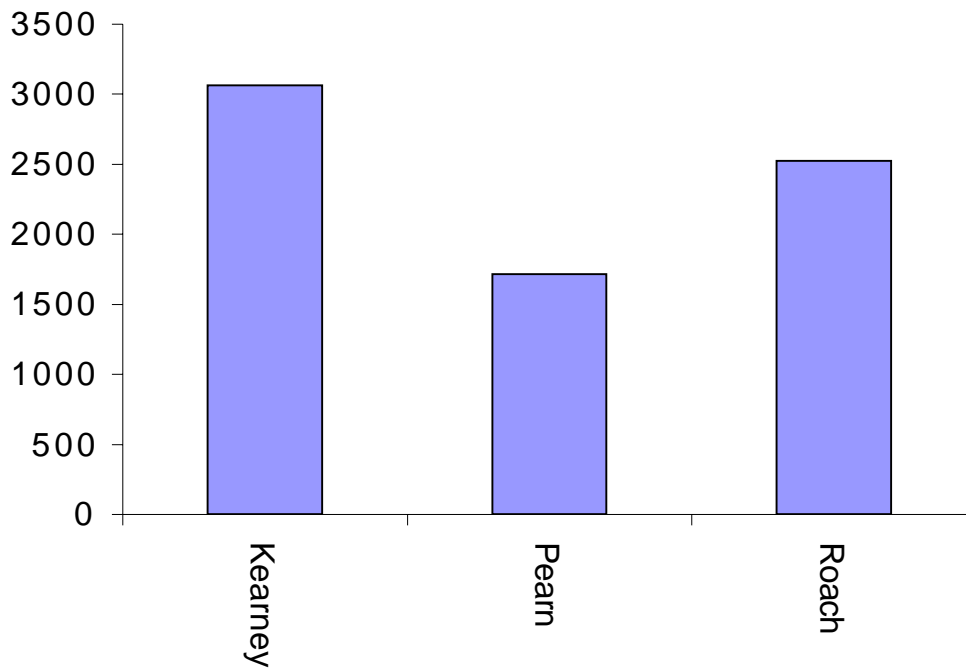
Informality rate : 1.43%

		CANDIDATES										Quota = 1216				
		BURR	CLARK	DAWKINS	DODDY	GREY	KEARNEY	LEAVER	LIDGERWOOD	PEARN	PRICE	UPSTON	Exhausted	Loss (Gain) by Fraction	Total Votes	Remarks
Count 1	Total	1 693.00	621.00	284.00	967.00	732.00	1 065.00	797.00	211.00	544.00	109.00	267.00	0.00	0.00	7 290.00	<b>BURR elected 1</b>
Count 2	Votes transferred	- 477.00	43.95	11.55	119.17	40.85	121.43	42.82	12.67	60.29	6.19	18.03	0.00	0.05		BURR's surplus distributed
	Progress totals	1 216.00	664.95	295.55	1 086.17	772.85	1 186.43	839.82	223.67	604.29	115.19	285.03	0.00	0.05	7 290.00	
Counts 3 to 4	Votes transferred		6.12	8.00	15.84	20.84	16.12	15.28	9.00	14.12	- 115.19	8.84	1.00	0.03		PRICE excluded
	Progress totals	1 216.00	671.07	303.55	1 102.01	793.69	1 202.55	855.10	232.67	618.41	0.00	293.87	1.00	0.08	7 290.00	
Count 5	Votes transferred		8.00	17.00	52.00	19.00	40.00	38.00	- 220.00	30.00		15.00	1.00	0.00		LIDGERWOOD part excluded
	Progress totals	1 216.00	679.07	320.55	1 154.01	812.69	1 242.55	893.10	12.67	648.41		308.87	2.00	0.08	7 290.00	<b>KEARNEY elected 2</b>
Count 6	Votes transferred		0.28	1.12	3.38	1.69		3.94	- 12.67	1.40		0.84	0.00	0.02		LIDGERWOOD fully excluded
	Progress totals	1 216.00	679.35	321.67	1 157.39	814.38	1 242.55	897.04	0.00	649.81		309.71	2.00	0.10	7 290.00	
Count 7	Votes transferred		2.65	4.64	3.98	5.31	- 26.55	4.64		3.98		1.32	0.00	0.03		KEARNEY's surplus distributed
	Progress totals	1 216.00	682.00	326.31	1 161.37	819.69	1 216.00	901.68		653.79		311.03	2.00	0.13	7 290.00	
Count 8	Votes transferred		35.00	24.00	67.00	64.00		70.00		30.00		- 290.00	0.00	0.00		UPSTON part excluded
	Progress totals	1 216.00	717.00	350.31	1 228.37	883.69	1 216.00	971.68		683.79		21.03	2.00	0.13	7 290.00	<b>DODDY elected 3</b>
Count 9 to 10	Votes transferred		4.22	3.38		3.94		4.60		4.88		- 21.03	0.00	0.01		UPSTON fully excluded
	Progress totals	1 216.00	721.22	353.69	1 228.37	887.63	1 216.00	976.28		688.67		0.00	2.00	0.14	7 290.00	
Count 11	Votes transferred		1.47	2.21	- 12.37	2.58		3.87		2.03			0.18	0.03		DODDY's surplus distributed
	Progress totals	1 216.00	722.69	355.90	1 216.00	890.21	1 216.00	980.15		690.70			2.18	0.17	7 290.00	
Counts 12 to 15	Votes transferred		52.59	- 355.90		109.13		142.34		48.15			3.64	0.05		DAWKINS excluded
	Progress totals	1 216.00	775.28	0.00	1 216.00	999.34	1 216.00	1 122.49		738.85			5.82	0.22	7 290.00	
Count 16	Votes transferred		203.00			269.00		173.00		- 660.00			15.00	0.00		PEARN part excluded
	Progress totals	1 216.00	978.28		1 216.00	1 268.34	1 216.00	1 295.49		78.85			20.82	0.22	7 290.00	<b>LEAVER elected 4, GREY elected 5</b>

## West Tamar Council - 2000 Mayor first preferences



## West Tamar Council - 2000 Deputy Mayor first preferences



## West Tamar Council

Polling closed at 10 am Tuesday 31 October 2000

Returning Officer : Mr Stephen Ferris

Electors enrolled : 14 243

Declarations returned : 7 553

Response 53.03%

### Mayor

Ballot paper adjustment : 5

Total ballot papers : 7 394

Formal votes : 7 252

Informal ballot papers : 142

Informality Rate : 1.92%

		CANDIDATES		Total Votes	Remarks
		Burr	Easther		
Count 1	Total	3536	3716	7252	Easther Elected

### Deputy Mayor

Ballot paper adjustment : 3

Total ballot papers : 7 396

Formal votes : 7 295

Informal ballot papers : 101

Informality Rate : 1.36%

		CANDIDATES			Exhausted Votes	Total Votes	Remarks
		Kearney	Pearn	Roach			
Count 1	Total	3062	1712	2521		7295	
Count 2	Votes transferred	969	-1712	552	191		Pearn excluded
	Progress totals	4031	0	3073	191	7295	Kearney Elected